

# LED Flexible Strip 2835 Series

## LM2835-36D-HL-24V



### Product feature

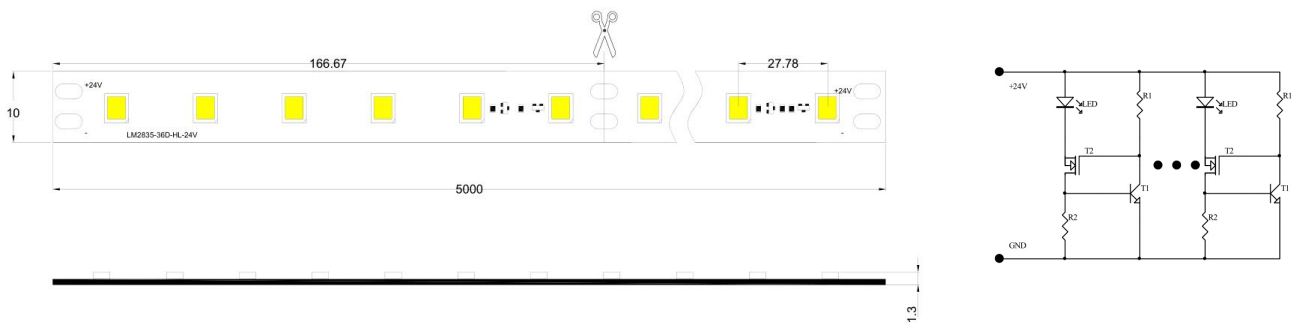
- ◆ 5 meters roll, every 36 meters lamp, the theoretical power per meter 8.64W , Power rating:43.2W/5M, angle light 120 degrees. 25-30lm of each light bead can be customized according to needed.
- ◆ curved, soft, soft and compact, back with 3M double-sided adhesive can be installed in the concave convex surface, easy to install.
- ◆ each 16.67 cm , Six beads can be used as a unit of shear, cut does not affect other parts. 5 meters in length can be adjusted according to production requirements.
- ◆ low voltage 24V safe DC voltage drive, people and animals can be directly contact, safe and reliable.
- ◆ low power consumption, low fever, no glare, impact resistance, energy saving and environmental protection.
- ◆ can be customized to glue dust (IP65), (IP66), silicone casing waterproof glue waterproof (IP68);
- ◆ LED Life time: Mean time between failure(MTBF):50-100K hour




### Technical parameters

Mode	LED Q'ty/M	Color	CCT/Chromaticity	Lumen/led(lm)	CRI(Ra)	Voltage (V DC)	Current (A/m)	Power ±10%(W/m)	FPC Width/thickness				
LM2835-WN-HL-36	2835SMD 36PCS/M	Natural White	4000-4200K	27-30lm	75-90	24V	0.33A	8W/m	10mm/3 Ounce				
		White	6000-6500K	27-30lm									
		warm white	2600-2800K	25-28lm									
		warm white	3000-3200K	26-29lm									
		Red	617-627nm	--									
		Blue	464-474nm	--									
		Green	515-525nm	--									
		Yellow	585-600nm	--									

## Dimension(mm/inch)

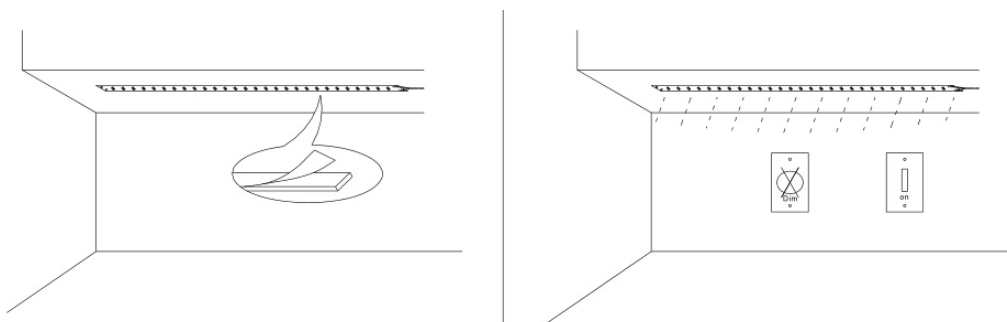


## Linking operation



Notes: In order to better achieve product luminous effect, each 5-15meters long lamp with power supply cable (regional), suggest that are connected to the power line

## installation



## Advantages of constant current light:

### 1. high brightness consistency:

As a result of low dropout linear constant current IC, the pressure drop in a certain range, LED operating current is constant, and therefore highly consistent brightness LED module before.

### 2. can extend the LED lights with connection length:

Under normal circumstances, the use of linear constant current IC of light can be increased with the length of 10-20 meters, and the brightness is not dimmed.

### 3 .can extend lamp with life.

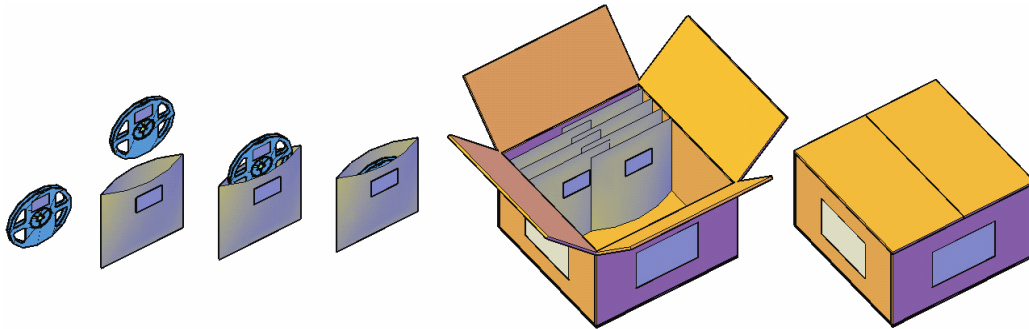
LED constant current IC program modules, LED work in constant current state, so even if the temperature rises, LED operating current is always constant, does not appear to reduce the life of accelerated aging issues. When abnormal overheating situation, the constant current IC also has overheating protection function, automatically dimming PWM output, reduce the temperature.

### 4. allows the input voltage error of 20% -30%, constant current output error of $\pm 5\%$

### 5. to reduce the number of power use, reduce project costs, installation more convenient:

Although the use of IC solutions will increase the production cost of LED modules, but because the use of IC modules can be cascaded to increase the length of the module, thus reducing the number of power use, you can reduce the cost of the project, and the installation more convenient. with power supply cable (regional), suggest that are connected to the power line

## Product packaging



## Safety Information

- The strip itself and all its components may not be mechanically stressed.
- Assembly must not damage or destroy conducting paths on the circuit board.
- Installation of LED ribbon (with power supplies) needs to be made with regard to all applicable electrical and safety standards. Only qualified personnel should be allowed to perform installations.
- Correct electrical polarity needs to be observed. Wrong polarity may destroy the strip.
- Parallel connection is highly recommended as safe electrical operation mode.
- Serial connection is not recommended. Unbalanced voltage drop can cause hazardous overload and damage the strip.
- Please ensure that the power supply is of adapters power to operate the total load.
- When mounting on metallic or otherwise conductive surfaces, there needs to be an electrical isolation points between strip and the mounting surface.
- Pay attention to standard ESD precautions when installing the strip.
- Damaged by corrosion will not be honored as a materials defect claim. It is the user's responsibility to provide suitable protection against corrosive agents such as moisture and condensation and other harmful elements.